



CURVETECH[®] THRUSTERS



ENGINEERING
EXCELLENCE
UNDERWATER

CURVETECH® THRUSTERS

SMD offer a range of hydraulic thrusters available for subsea vehicle propulsion applications. Curvetech® Thrusters incorporate well proven robust designs that have been used on work class ROVs for over twenty years and offer impressive performance with unparalleled reliability.

The latest HTE series thrusters are available in a range of sizes. The units are easy to maintain for minimal through life costs.

FEATURES

- Well proven robust design
- Asymmetric design provides near equal forward & reverse thrust
- Thrusters designed to minimise cavitation
- High efficiency motors
- Low through-life costs
- Optional thruster guards
- Optional speed sensor¹

PART NUMBER	MAX STATIC THRUST @250 BAR/3626 PSI		MAX OPERATING PRESSURE (MAXIMUM PEAK PRESSURE)		PROPELLER DIAMETER		WEIGHT IN AIR		MOTOR CAPACITY	
	KGF	LBF	BAR	PSI	MM	INCH	KG	LBS	CM ³ /REV	INCH ³ /REV
HT_230BA ²	200	440	350 (420)	5076 (6091)	230	9.0	14	30.9	10	0.6
HTE_300BA-23MK	250	551	350 (400)	5076 (5801)	300	12.2	18	39.7	32	1.9
HTE_300BA-32MK2	350	771	350 (400)	5076 (5801)	300	12.2	18	39.7	32	1.9
HTE_380BA-32	370	815	350 (400)	5076 (5801)	380	15.0	27	59.5	32	1.9
HTE_390BA-32	310	683	350 (400)	5076 (5801)	390	15.4	27	59.5	32	1.9
HTE_390BA-45	440	970	350 (400)	5076 (5801)	390	15.4	27	59.5	45	2.7
HTE_430-63	540	1190	350 (400)	5076 (5801)	430	16.9	35	77.2	63	3.8
HTE_500BA	630	1388	250 (350)	3625 (5876)	500	19.7	51	112.4	81	4.9
HT_750BA-195 ²	1450	3196	350 (400)	5076 (5801)	750	29.5	175	385.8	180	10.9

¹ Speed sensor option is available on request for HTE models only.

² Curvetech® HT Thrusters for SMD/Hydrovision legacy equipment.

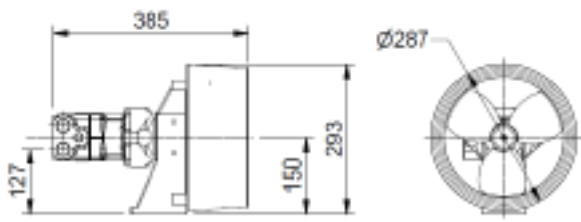
ACCESSORIES

PART NUMBER	DESCRIPTION
HTE_300BA-SP1	ASSEMBLY SPARES KIT - SEALS THRUSTER HTE_300-380-430
HTE_300BA-SP2	ASSEMBLY SPARES KIT - BEARINGS THRUSTER HTE_300-380-430
HTE-300BA-SP3	ASSEMBLY THRUSTER MAINTENANCE TOOL KIT
HTE_500BA-SP1	ASSEMBLY SPARES KIT - SEALS THRUSTER HTE_500
HTE_500BA-SP2	ASSEMBLY SPARES KIT - BEARINGS THRUSTER HTE_500

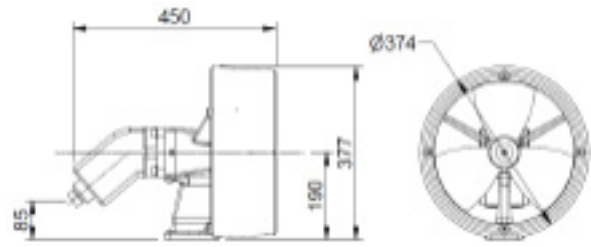
CONTACT US

SMD
 info@smd.co.uk
 +44 (0) 191 234 2222
 SMD.CO.UK

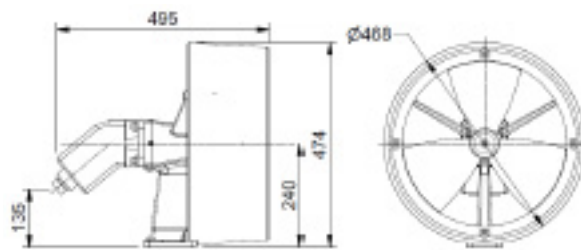
CURVETECH® THRUSTERS



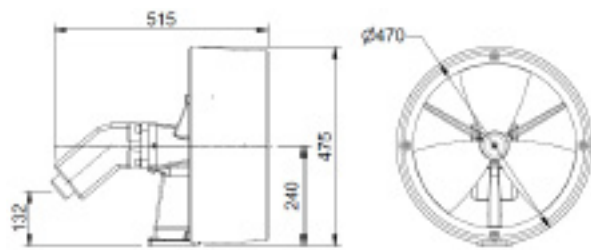
HT_230BA



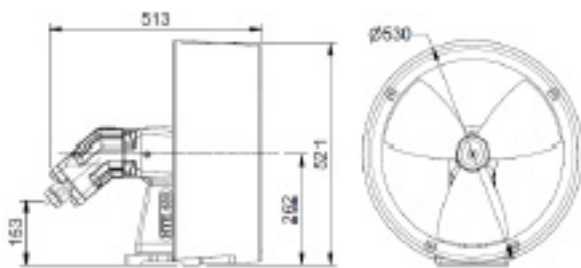
HTE_430-63



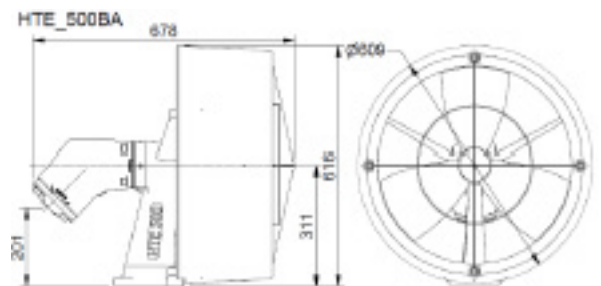
HTE_300BA-23MK2 / HTE_300BA-32MK2



HTE_500BA



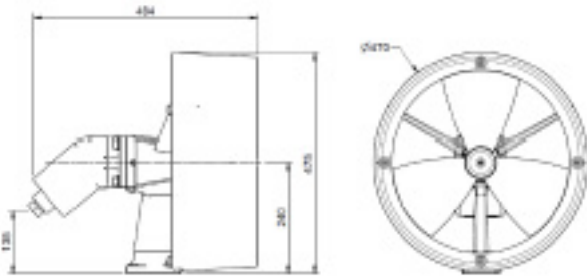
HTE_380BA-32 HTE_380BA-32



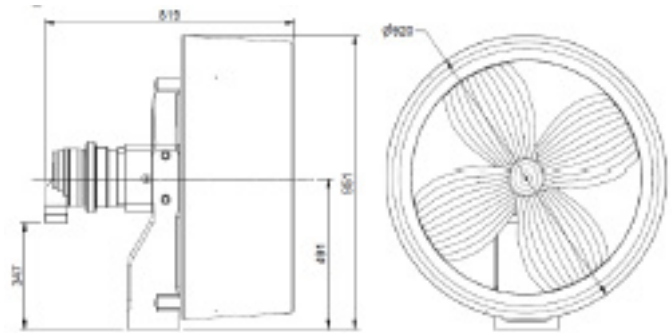
HTE_390BA-32

CONTACT US
 SMD
 info@smd.co.uk
 +44 (0) 191 234 2222
 SMD.CO.UK

CURVETECH® THRUSTERS



HTE_390BA-45



HT_750BA-195

Note
Images shown are not to scale and are for
information purposes only.