

NOTES :-

- 1. ASSEMBLE IN ACCORDANCE WITH SMD SPECIFICATION W100

PARTS LIST				
ITEM	PART No	DESCRIPTION	QTY	
1	AA1467	PCB LAMP DIMMING 6 CHANNEL	1	
2	AA9979	PCB WATER INGRESS SENSOR	1	
3	AB0656	CONNECTOR 8 PIN BCR BURTON SS / 5507-1508-0004-PE	8	
4	AB0811	PILLAR M4x16 FEC890-870	2	
5	AB0941	CABLE ACC RING CRIMP RED M6	2	
6	AB2033	MOUNTING SPACER M4x16	5	
7	AD8807	BRACKET END CLIP FIX 15 (PH3022263)	2	
8	PA5572	BOLT M6 x 16 SLTD PAN HD SS A2-70	1	
9	AF4307	CONNECTOR 20 PIN FCR BURTON SS / 5506-2420-0004-PE	1	
10	AG4197	FACE PLT LAMP DIMMING 6+2 LAMPS	1	
11	AG4198	HOUSING LAMP DIMMING MOUNT 6+2 LAMPS	1	
12	HRS1761285	MOUNTING DIN RAIL MINATURE 15 X 5.5MM	1	
13	OR_1040	RING CORD 3mm	1	
14	PA0546	WASHER M6 FLAT BS4320 FORM B SS A2	4	
15	PA4774	BOLT M6 X 30 SHCS SS A2-70	12	
16	PA5996	BOLT M3 x 6 PAN HD SS	1	
17	PB8757	BOLT M4 x 12 PAN HD SS	7	
18	PB9266	BOLT M6 x 20 SHCS SS A2-70	4	
19	PD5645	INSERT HELICOIL M6 x 1.5D SS	12	
20	PF4721	TERMINAL PHOENIX MICRO 1.5	4	
21	PF4722	TERMINAL PHOENIX MICRO 1.5 EARTH	10	
22	PF4724	TERMINAL PHOENIX MICRO 1.5 END PLATE	1	
23	WA0350	WASHER M4 FLAT BS4320 FORM A SS A2	5	

REV	DATE	CHANGE COMMENT	ZONE	DRAWN	CHECKED	APPD	DATE	EST. MASS	DIMENSIONS	SCALE	PROJECTION 3RD	TITLE																																			
1	19-MAR-14	NO CHANGE TO THIS SHEET	-	AT	KS	PDW	03-AUG-12	5.6 kg	mm	1:2		ASSEMBLY LAMP DIMMING HOUSING 6+2 - BURTON																																			
<table border="1"> <tr> <td>DESIGNED</td> <td>DRAWN</td> <td colspan="4">TOLERANCES UNLESS OTHERWISE STATED</td> <td rowspan="2">MATERIAL:-</td> <td rowspan="2">DRAWING No</td> <td rowspan="2">REV No.</td> <td rowspan="2">SIZE</td> </tr> <tr> <td>PIB</td> <td>JCUR</td> <td>DIMENSIONS mm</td> <td>UP TO 100</td> <td>100 TO 300</td> <td>300 TO 1000</td> <td>OVER 1000</td> <td rowspan="2">AG4238</td> <td rowspan="2">1</td> <td rowspan="2">A2</td> </tr> <tr> <td>CHECKED</td> <td>APPROVED</td> <td>FABRICATION</td> <td>± 1.0</td> <td>± 1.5</td> <td>± 2.0</td> <td>± 3.0</td> <td rowspan="2">DO NOT SCALE IF IN DOUBT ASK</td> <td rowspan="2">SHEET 1 OF 4</td> </tr> <tr> <td>JPG</td> <td>JPG</td> <td>MACHINED PART</td> <td>± 0.15</td> <td>± 0.4</td> <td>± 0.8</td> <td>± 1.0</td> </tr> </table>												DESIGNED	DRAWN	TOLERANCES UNLESS OTHERWISE STATED				MATERIAL:-	DRAWING No	REV No.	SIZE	PIB	JCUR	DIMENSIONS mm	UP TO 100	100 TO 300	300 TO 1000	OVER 1000	AG4238	1	A2	CHECKED	APPROVED	FABRICATION	± 1.0	± 1.5	± 2.0	± 3.0	DO NOT SCALE IF IN DOUBT ASK	SHEET 1 OF 4	JPG	JPG	MACHINED PART	± 0.15	± 0.4	± 0.8	± 1.0
DESIGNED	DRAWN	TOLERANCES UNLESS OTHERWISE STATED				MATERIAL:-	DRAWING No	REV No.	SIZE																																						
PIB	JCUR	DIMENSIONS mm	UP TO 100	100 TO 300	300 TO 1000					OVER 1000	AG4238	1	A2																																		
CHECKED	APPROVED	FABRICATION	± 1.0	± 1.5	± 2.0	± 3.0	DO NOT SCALE IF IN DOUBT ASK	SHEET 1 OF 4																																							
JPG	JPG	MACHINED PART	± 0.15	± 0.4	± 0.8	± 1.0																																									
<p>ALL INTELLECTUAL PROPERTY RIGHTS SUBSISTING IN THESE DESIGNS ARE THE PROPERTY OF SOIL MACHINE DYNAMICS LTD. NO COPY IS TO BE MADE WITHOUT THE WRITTEN PERMISSION OF SOIL MACHINE DYNAMICS LTD. ANY PATENT APPLICATIONS, PATENTS AND / OR DESIGN APPLICATIONS, REGISTERED DESIGNS, DESIGN RIGHTS OR COPYRIGHT ARISING FROM OR CONTAINED IN THE DESIGNS ARE THE PROPERTY OF SOIL MACHINE DYNAMICS LTD. AND ALL INFORMATION MUST BE HELD IN THE STRICTEST CONFIDENCE.</p> <p>SMD Soil Machine Dynamics Ltd</p>																																															

1 2 3 4 5

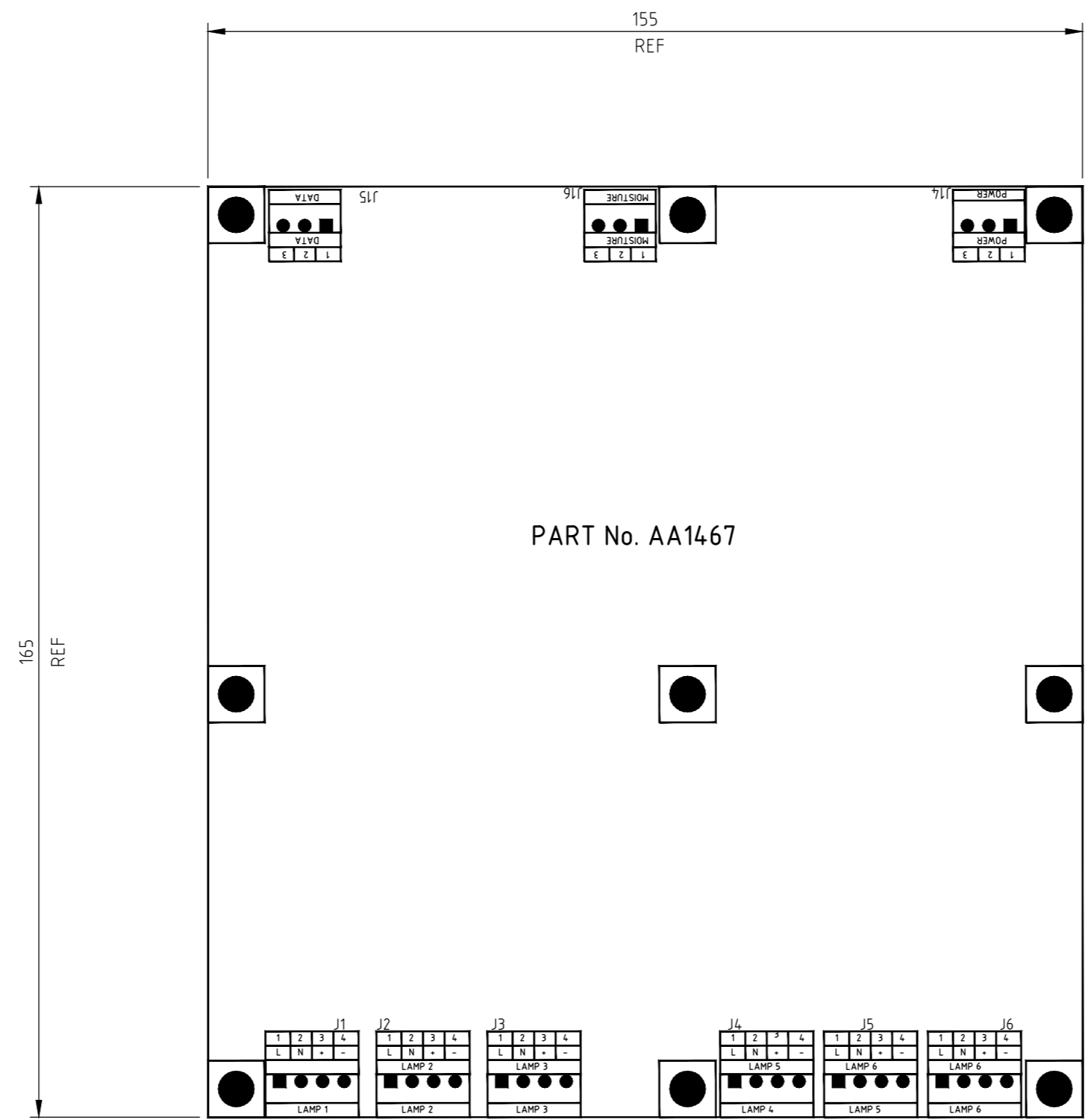
A

B

C

D


E



PART No. AA1467

PLAN VIEW ON PCB ASSEMBLY
SCALE 1:1

REV No	DATE	CHANGE	ZONE	DRAWN	CHECKED	APPROVED	TITLE						
1	19-MAR-14	NO CHANGE TO THIS SHEET	-	AT	KS	PDW	ASSEMBLY LAMP DIMMING HOUSING 6+2 - BURTON						
							DESIGNED	DRAWN	CHECKED	APPROVED	DATE	DRAWING NO.	REV No.
							PDW	PDW	KS	KS	13-AUG-12	AG4238	1
												SHEET 2 OF 4	
ALL INTELLECTUAL PROPERTY RIGHTS SUBSISTING IN THESE DESIGNS ARE THE PROPERTY OF SOIL MACHINE DYNAMICS LTD. NO COPY IS TO BE MADE WITHOUT THE WRITTEN PERMISSION OF SOIL MACHINE DYNAMICS LTD. ANY PATENT APPLICATIONS, PATENTS AND/OR DESIGN APPLICATIONS, REGISTERED DESIGNS, DESIGN RIGHTS OR COPYRIGHT ARISING FROM OR CONTAINED IN THE DESIGNS ARE THE PROPERTY OF SOIL MACHINE DYNAMICS LTD AND ALL INFORMATION MUST BE HELD IN THE STRICTEST CONFIDENCE									Soil Machine Dynamics Ltd			A2	



FOR CONTINUATION SEE SHT 4

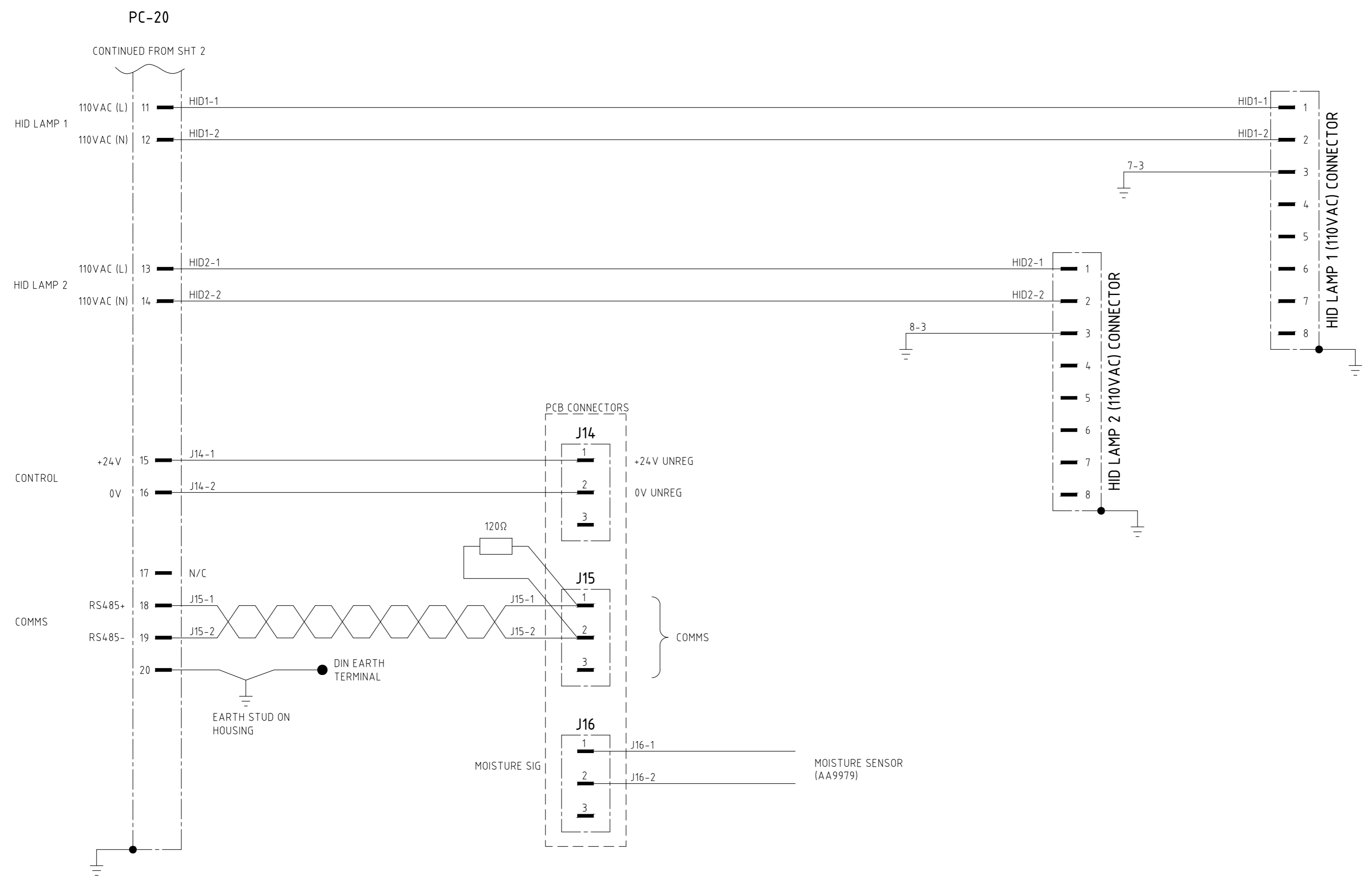
REV No	DATE	CHANGE	ZONE	DRAWN	CHECKED	APPROVED	TITLE
1	19-MAR-14	NO CHANGE TO THIS SHEET	-	AT	KS	PDW	ASSEMBLY LAMP DIMMING HOUSING 6+2 - BURTON
							DESIGNED: PDW, DRAWN: PDW, CHECKED: KS, APPROVED: KS, DATE: 13-AUG-12
							DRAWING NO. AG4238, REV No. 1, SHEET 3 OF 4

ALL INTELLECTUAL PROPERTY RIGHTS SUBSISTING IN THESE DESIGNS ARE THE PROPERTY OF SOIL MACHINE DYNAMICS LTD. NO COPY IS TO BE MADE WITHOUT THE WRITTEN PERMISSION OF SOIL MACHINE DYNAMICS LTD. ANY PATENT APPLICATIONS, PATENTS AND/OR DESIGN APPLICATIONS, REGISTERED DESIGNS, DESIGN RIGHTS OR COPYRIGHT ARISING FROM OR CONTAINED IN THE DESIGNS ARE THE PROPERTY OF SOIL MACHINE DYNAMICS LTD AND ALL INFORMATION MUST BE HELD IN THE STRICTEST CONFIDENCE

SMD Soil Machine Dynamics Ltd **A2**

1 2 3 4 5

A
B
C
D
E



NOTE:
EARTH TO BE CONNECTED TO ALL METAL SURFACES
(ADDITIONAL TERMINAL BLOCK / TAGS AS REQUIRED)

REV No	DATE	CHANGE	ZONE	DRAWN	CHECKED	APPROVED
1	19-MAR-14	CABLE IDENTS ADDED	A1/B1/A4/B4	AT	KS	PDW

TITLE							ASSEMBLY LAMP DIMMING HOUSING 6+2 - BURTON		
DESIGNED	DRAWN	CHECKED	APPROVED	DATE	DRAWING NO.	REV No.			
PDW	PDW	KS	KS	13-AUG-12	AG4238	1			
					SHEET 4 OF 4				

ALL INTELLECTUAL PROPERTY RIGHTS SUBSISTING IN THESE DESIGNS ARE THE PROPERTY OF SOIL MACHINE DYNAMICS LTD. NO COPY IS TO BE MADE WITHOUT THE WRITTEN PERMISSION OF SOIL MACHINE DYNAMICS LTD. ANY PATENT APPLICATIONS, PATENTS AND/OR DESIGN APPLICATIONS, REGISTERED DESIGNS, DESIGN RIGHTS OR COPYRIGHT ARISING FROM OR CONTAINED IN THE DESIGNS ARE THE PROPERTY OF SOIL MACHINE DYNAMICS LTD AND ALL INFORMATION MUST BE HELD IN THE STRICTEST CONFIDENCE